



Highlands County Florida Clerk of Courts

***INTERIM FINANCIAL REPORT
OF KEY OPERATING
PERFORMANCE MEASURES AS OF
DECEMBER 31, 2014
(UNAUDITED)***



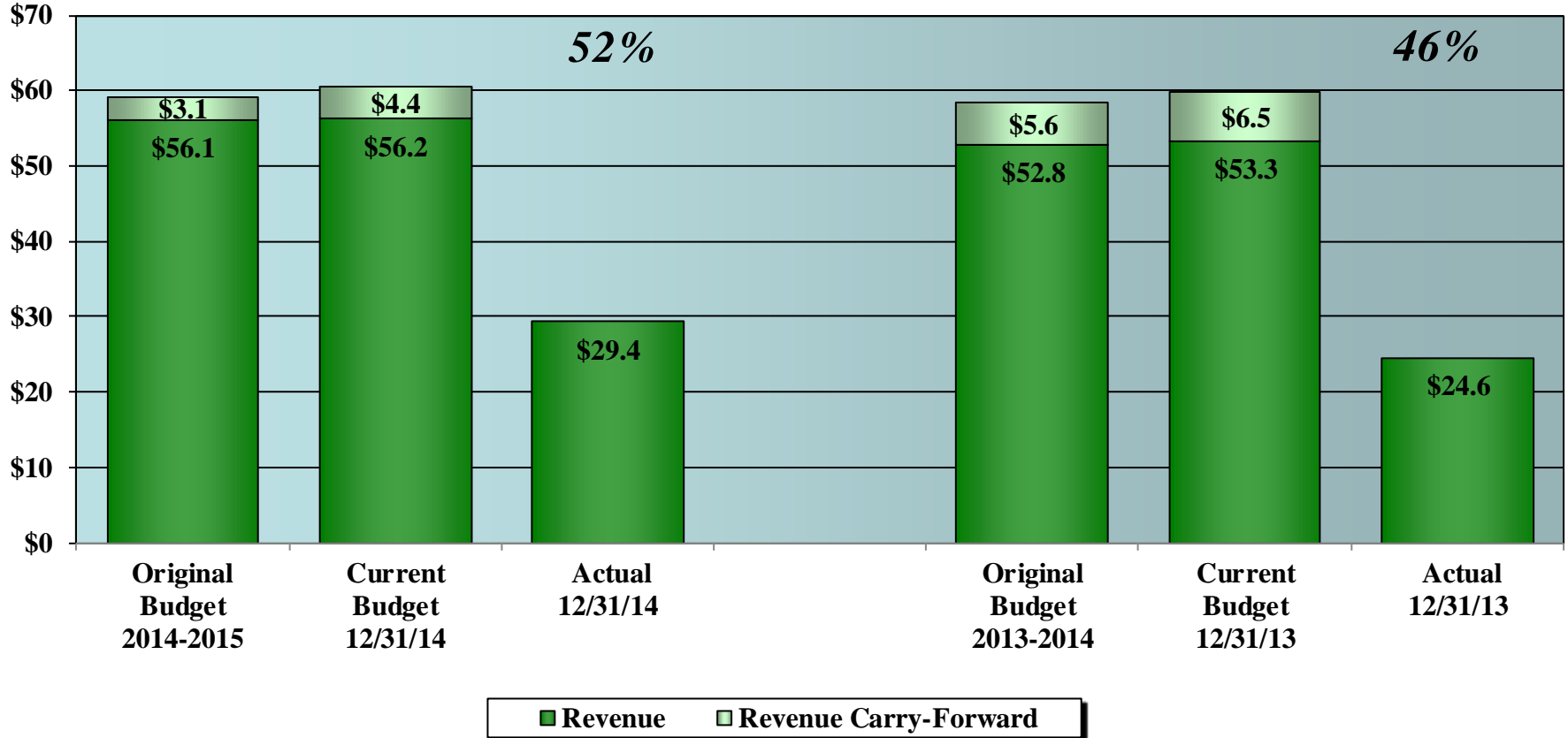


(UNAUDITED)

REVENUE – GENERAL FUND

BUDGET – TO – ACTUAL

(In Millions)



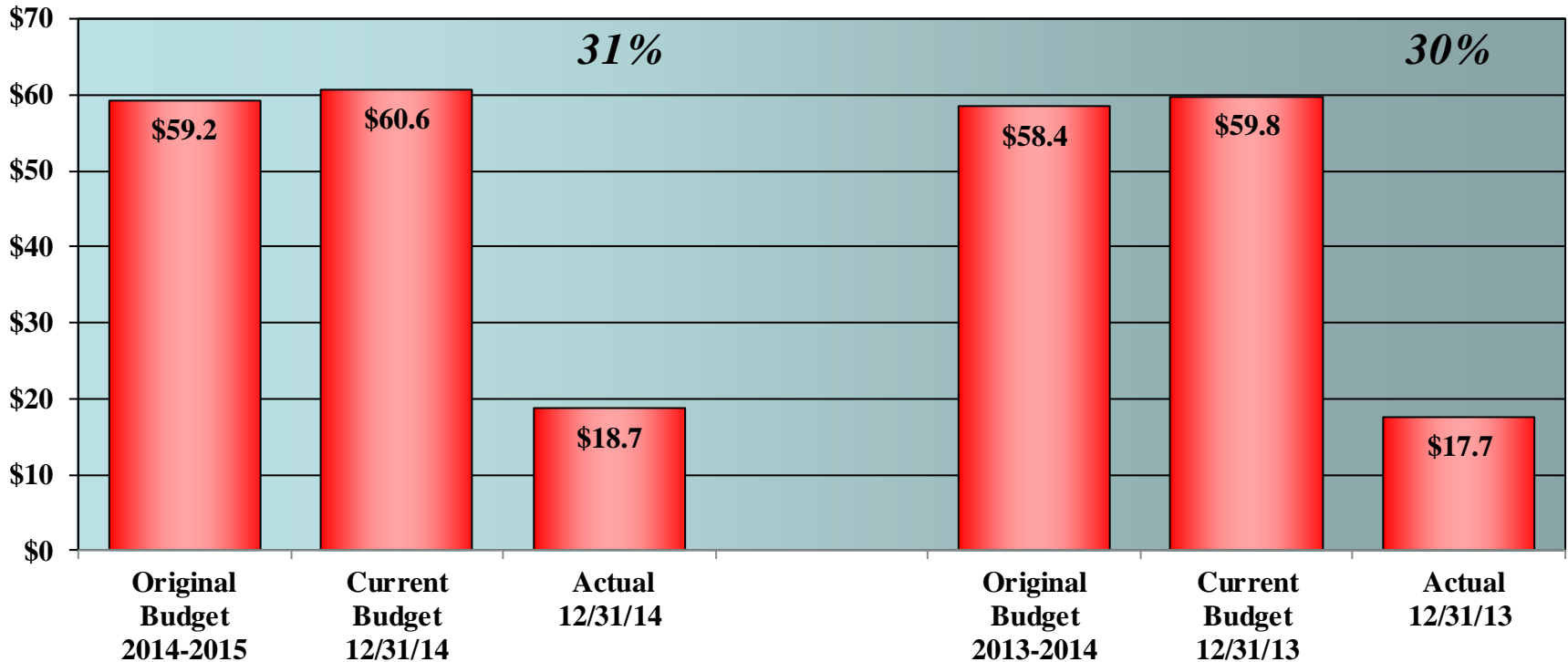


(UNAUDITED)

EXPENDITURES – GENERAL FUND

BUDGET - TO - ACTUAL & ENCUMBRANCES

(In Millions)



Actual Less Encumbrances / Current Year: 27%

Actual Less Encumbrances / Prior Year: 26%



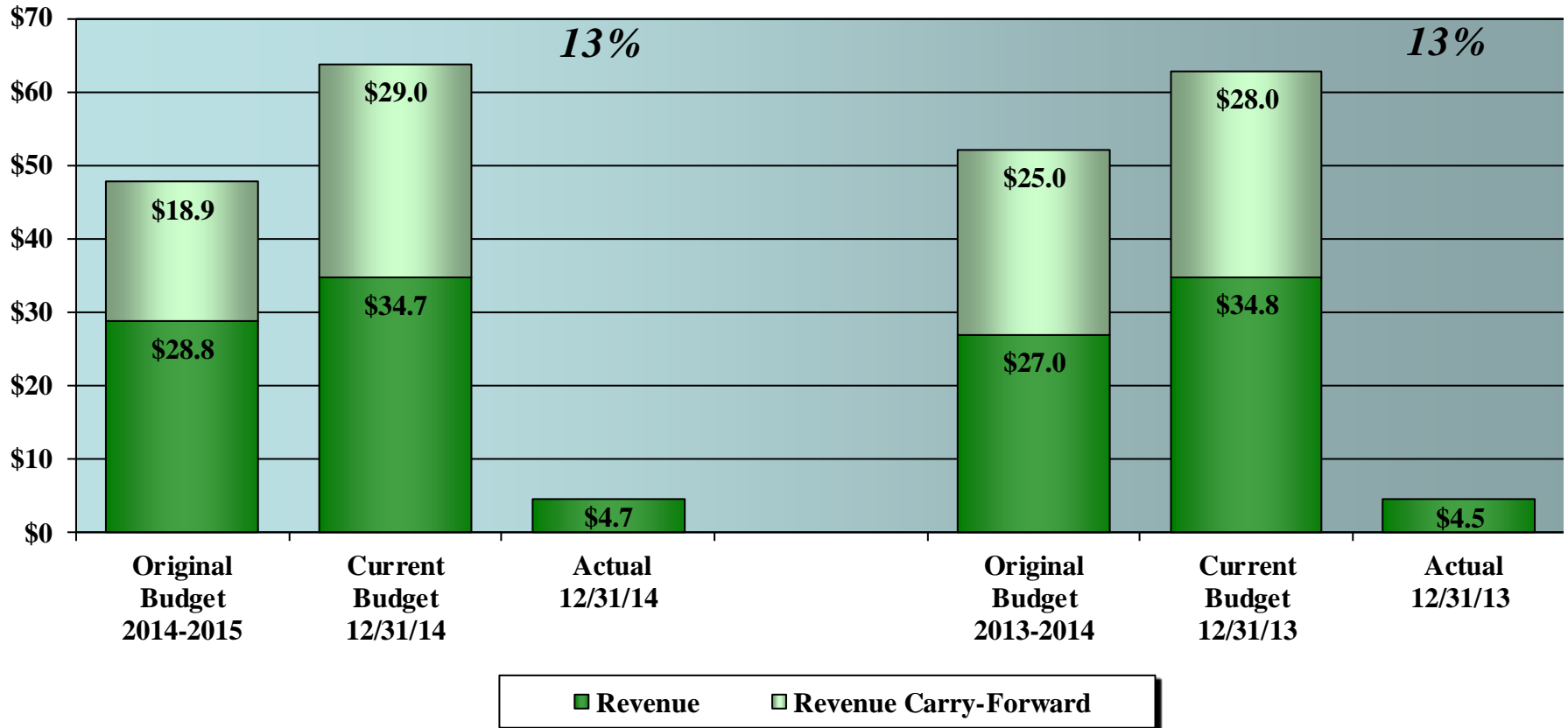


(UNAUDITED)

REVENUE – SPECIAL REVENUE FUNDS

BUDGET – TO – ACTUAL

(In Millions)



Note: State Revenue Sharing Funds lag 30 to 60 days



Robert W. Germaine, Clerk

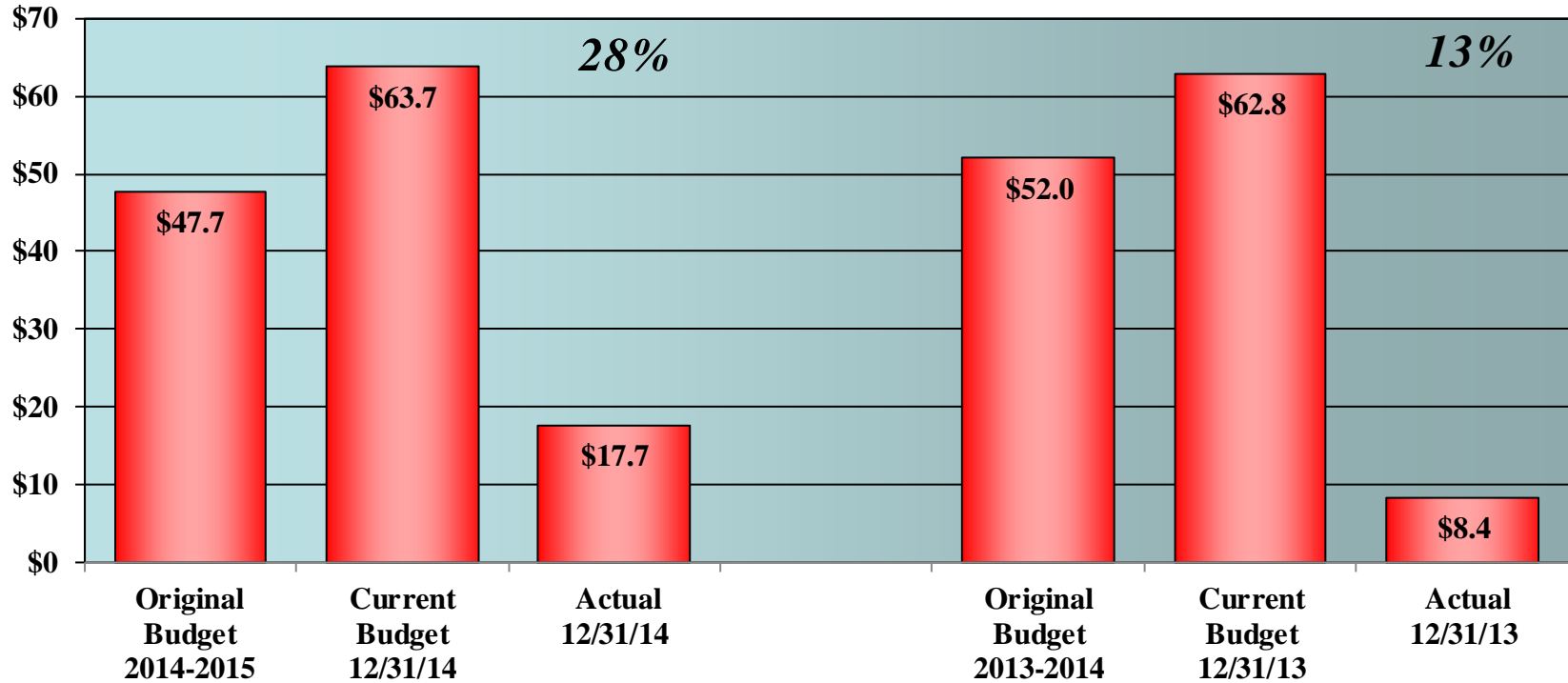


(UNAUDITED)

EXPENDITURES - SPECIAL REVENUE FUNDS

BUDGET – TO – ACTUAL & ENCUMBRANCES

(In Millions)



Actual Less Encumbrances / Current Year: 11%

Actual Less Encumbrances / Prior Year: 11%

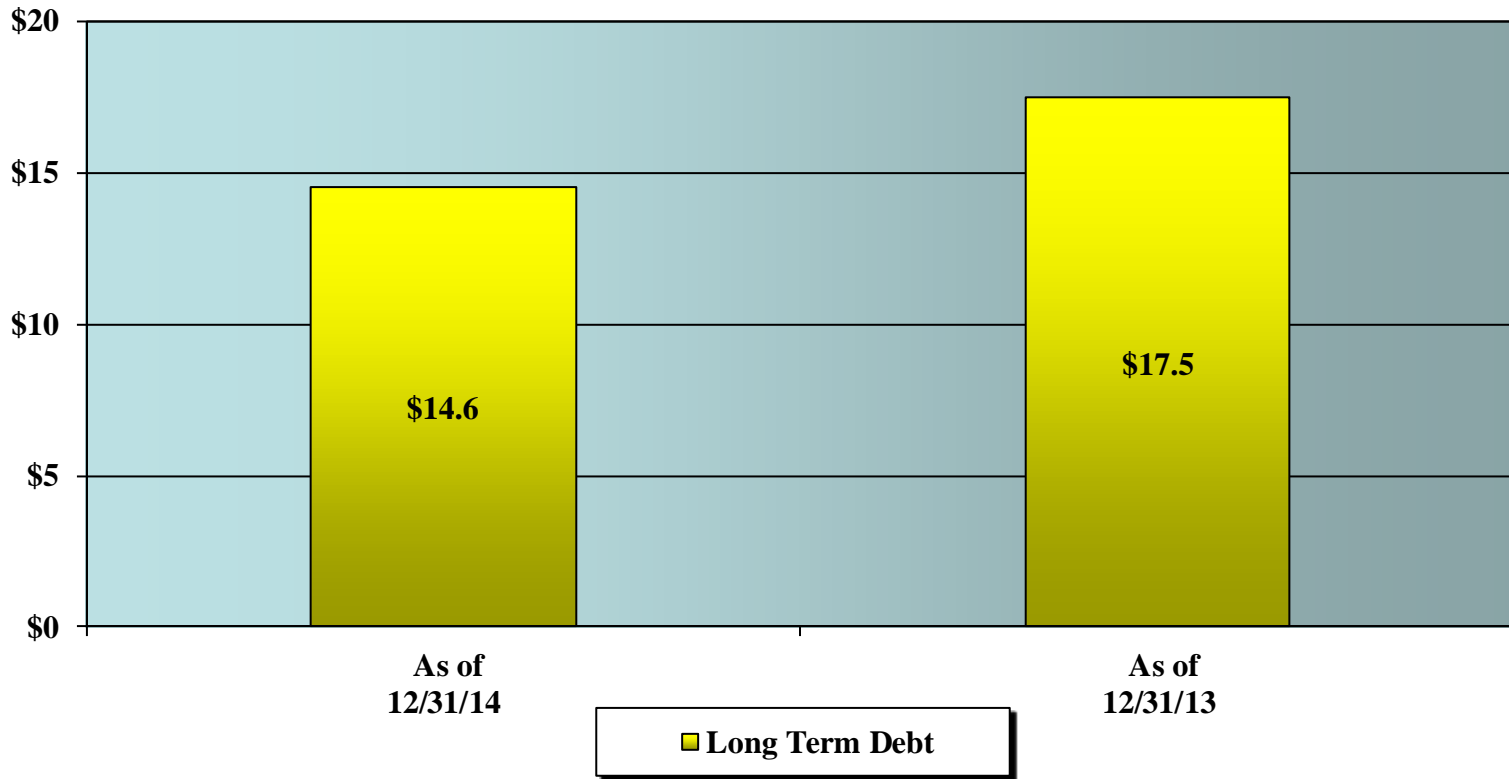




(UNAUDITED)

LONG-TERM DEBT GOVERNMENTAL FUNDS

(In Millions)





(UNAUDITED)

LONG-TERM DEBT GOVERNMENTAL FUNDS

	Balance	Interest Rate	Final Payment	Holder of Note	
Placid Lakes Fire Lease (Fund 120)	\$ 22,901.87	4.39%	December 28, 2015	SunTrust	Original Amount - \$250,000.00 Dated – December 28, 2005
Lorida Fire Truck (Fund 138) *Payable solely from service assessments on lots benefited in the District.	20,433.42	5.78%	September 1, 2016	Bank of America	Original Amount – \$153,250.00 Dated – December 4, 2001
Sun N Lake Recreation Center (Fund 128) *Payable solely from service assessments on lots benefited in the District.	37,500.00	Floating Rate 54% of prime	June 1, 2017	SunTrust	Original Amount – \$300,000.00 Dated – August 19, 1997
Motorola Lease-Purchase (Fund 151)	1,142,708.98	2.50%	April 1, 2018	Motorola Solutions, Inc.	Original Amount - \$1,411,181.90 Dated – April 1, 2013
Motorola Lease-Purchase (Fund 114) Leisure Lakes SBF	69,753.43	2.50%	April 1, 2018	Motorola Solutions, Inc.	Original Amount - \$86,141.60 Dated – April 1, 2013
Motorola Lease-Purchase (Fund 116) Highlands Park SBF	48,734.18	2.50%	April 1, 2018	Motorola Solutions, Inc.	Original Amount - \$60,184.00 Dated – April 1, 2013
Motorola Lease-Purchase (Fund 144) Lake Placid SBF	Paid Off	2.50%	April 1, 2018	Motorola Solutions, Inc.	Original Amount - \$113,493.12 Dated – April 1, 2013
Motorola Lease-Purchase (Fund 120) Placid Lakes SBF	61,768.78	2.50%	April 1, 2018	Motorola Solutions, Inc.	Original Amount - \$76,281.00 Dated – April 1, 2013
Motorola Lease-Purchase (Fund 138) Lorida SBF	71,682.26	2.50%	April 1, 2018	Motorola Solutions, Inc.	Original Amount - \$88,523.60 Dated – April 1, 2013



(UNAUDITED)

LONG-TERM DEBT GOVERNMENTAL FUNDS

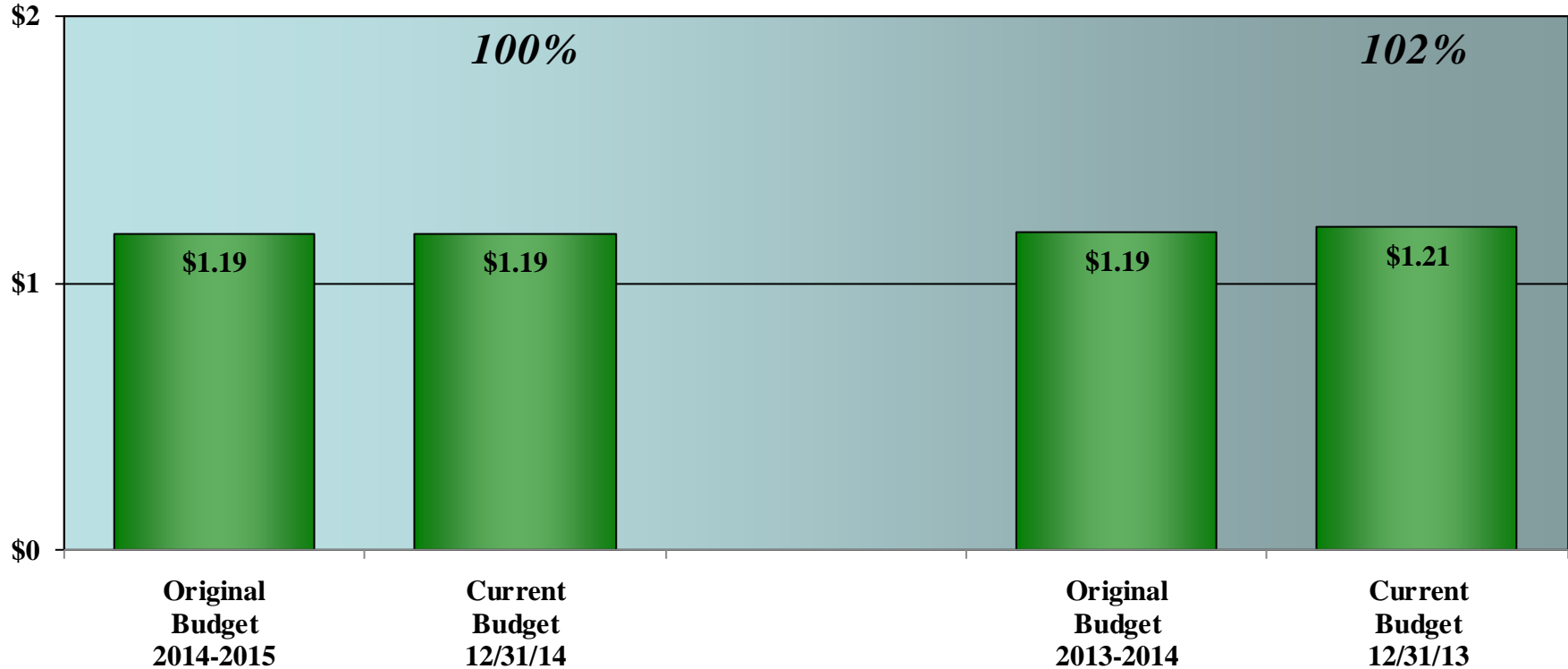
	Balance	Interest Rate	Final Payment	Holder of Note	
Motorola Lease-Purchase (Fund 133) West Sebring Sbfd	\$ 172,450.38	2.50%	April 1, 2018	Motorola Solutions, Inc.	Original Amount - \$212,966.60 Dated – April 1, 2013
Motorola Lease-Purchase (Fund 113) Highlands Lakes Sbfd	91,232.54	2.50%	April 1, 2018	Motorola Solutions, Inc.	Original Amount - \$112,667.10 Dated – April 1, 2013
Motorola Lease-Purchase (Fund 102) Desoto City Sbfd	79,271.84	2.50%	April 1, 2018	Motorola Solutions, Inc.	Original Amount - \$97,896.30 Dated – April 1, 2013
Motorola Lease-Purchase (Fund 137) Venus Sbfd	16,462.18	2.50%	April 1, 2018	Motorola Solutions, Inc.	Original Amount - \$20,329.87 Dated – April 1, 2013
Motorola Lease-Purchase (Fund 101) Sun 'n Lakes Estates of LP SBD	65,049.54	2.50%	April 1, 2018	Motorola Solutions, Inc.	Original Amount - \$80,332.55 Dated – April 1, 2013
Windy Point / Ballfield Complex (Fund 151)	1,439,724.08	.82%	November 1, 2019	Fifth Third	Original Amount \$3,448,637.00 Dated – October 3, 2005
*Serviced from /secured by revenues from the 1 cent discretionary infrastructure sales surtax.					
ISS Revenue Note, 2010 (Fund 151)	6,940,000.00	2.48%	November 1, 2019	SunTrust	Original Amount - \$11,890,000 Dated – October 6, 2010
Motorola Lease-Purchase (Fund 151)	4,099,204.60	1.59%	November 1, 2019	Motorola Solutions, Inc.	Original Amount \$5,650,472.00 Dated – November 1, 2012
Desoto City Fire Apparatus (Fund 102)	178,848.46	4.61%	March 29, 2027	Seacoast National	Original Amount - \$210,000.00 Dated – March 29, 2012



(UNAUDITED)

RESERVE FOR CONTINGENCY BEGINNING BUDGET TO CURRENT BUDGET

(In Millions)





(UNAUDITED)

RESERVE FOR CONTINGENCY

(Changes during the Fiscal Year)

Budget Amendment	Amount	Description	Date Approved
14-15-004	\$ 4,429.00	Adjust Property Appraisers FY 15 budget for DOR changes.	10/7/2014
14-15-005	(2,990.00)	Tax Collector concealed weapons permitting office entrance door.	10/7/2014

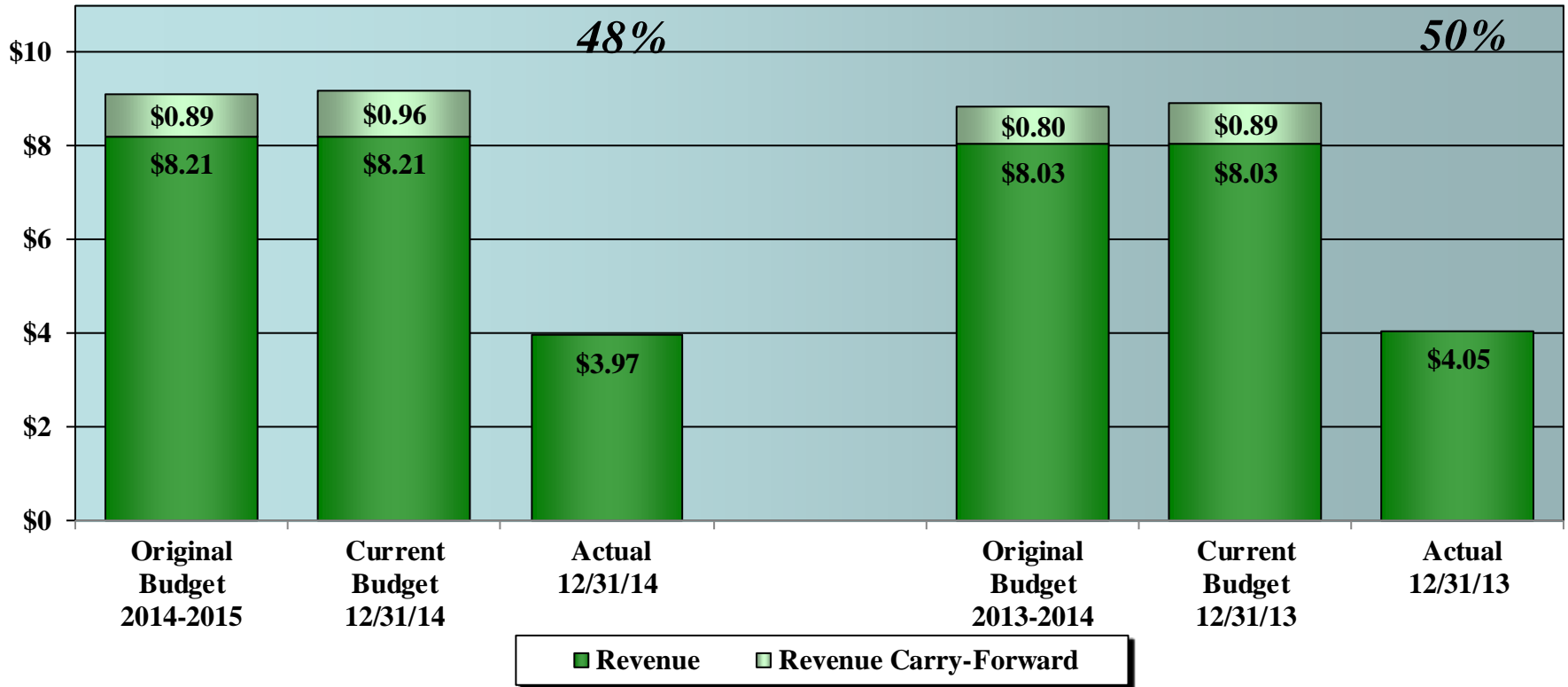


(UNAUDITED)

REVENUE – SOLID WASTE

BUDGET - TO - ACTUAL

(In Millions)



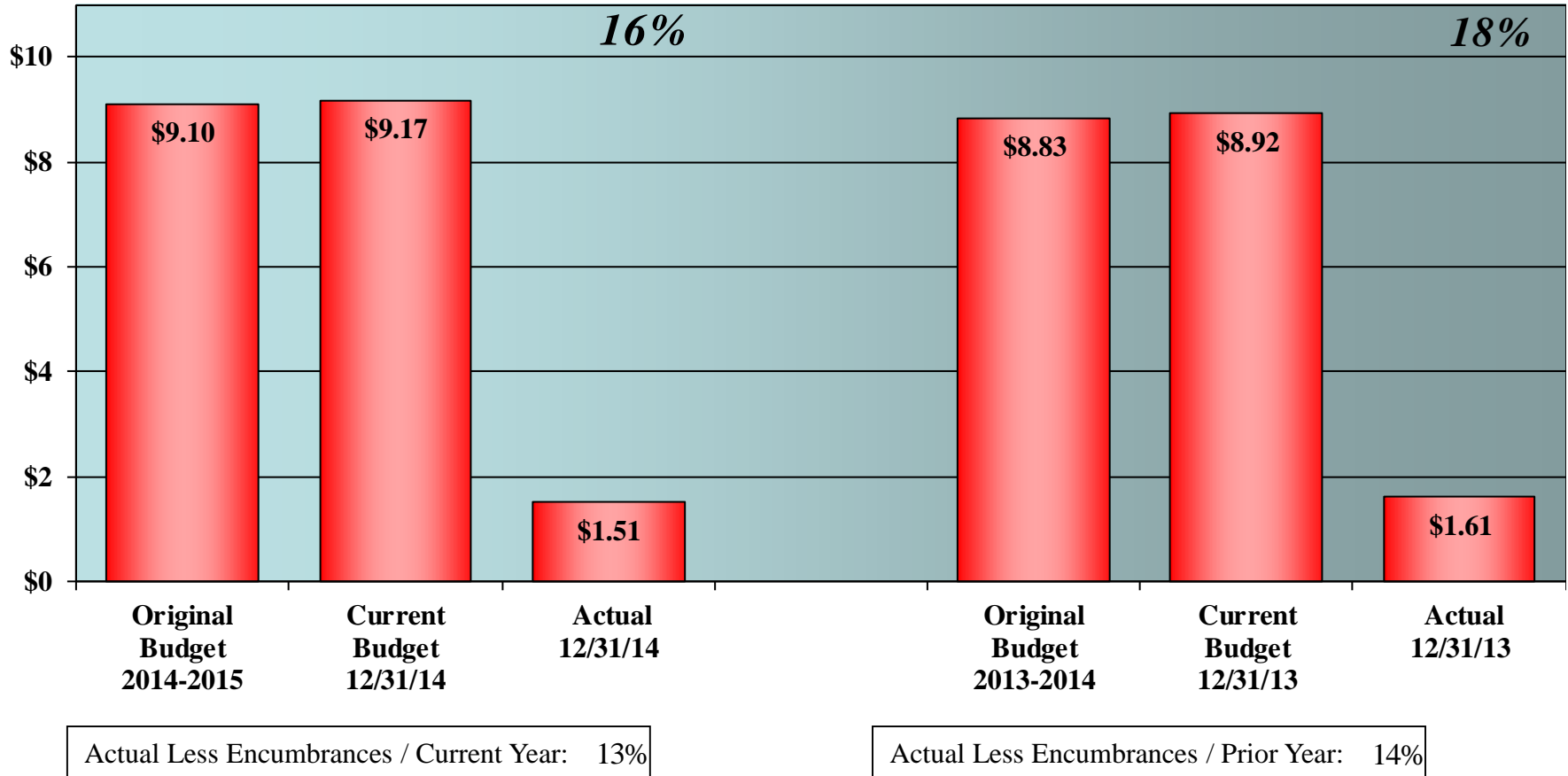


(UNAUDITED)

EXPENSES – SOLID WASTE

BUDGET-TO-ACTUAL AND ENCUMBRANCES

(In Millions)

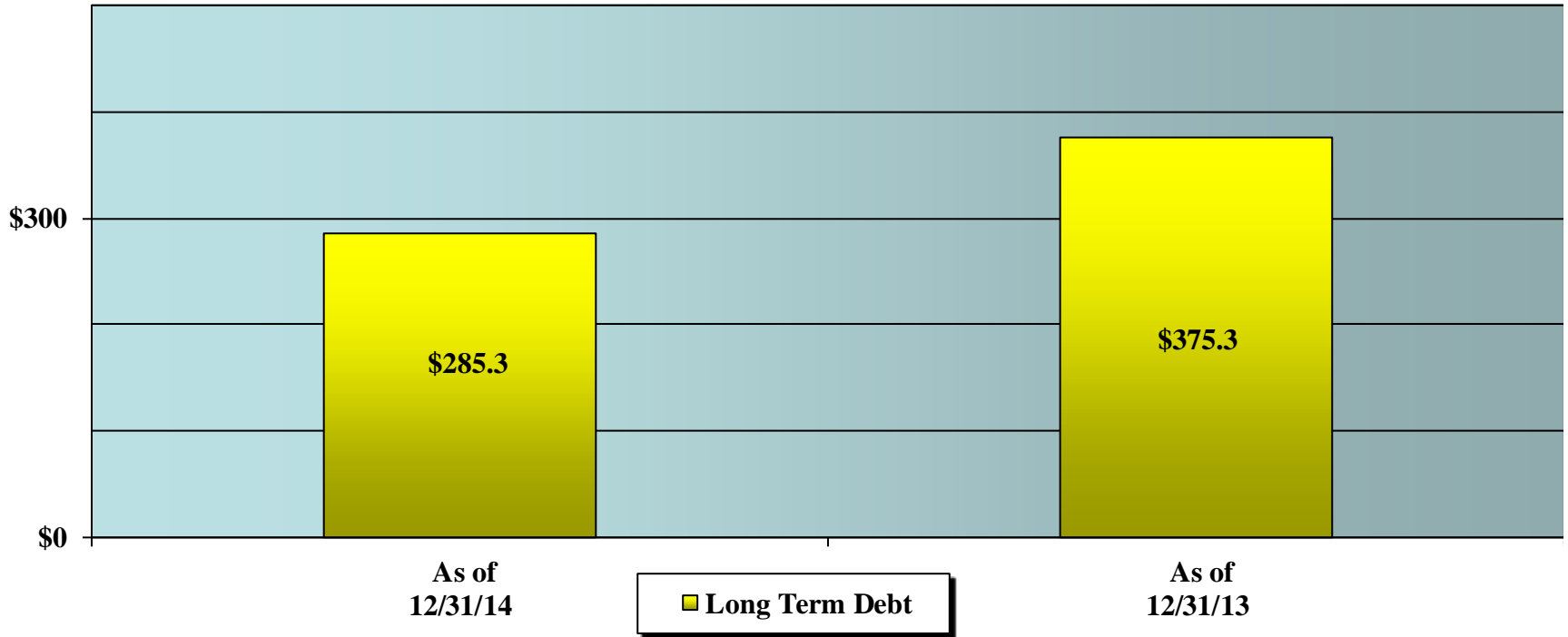




(UNAUDITED)

LONG-TERM DEBT – SOLID WASTE

(In Thousands)





(UNAUDITED)

LONG-TERM DEBT SOLID WASTE FUND

	Balance	Interest Rate	Final Payment	Holder of Note	
Lease-Purchase Bomag Landfill Compactor	\$ 285,342.83	2.84%	November 13, 2017	Santander	Original Amount - \$472,392.00 Dated – November 13, 2012

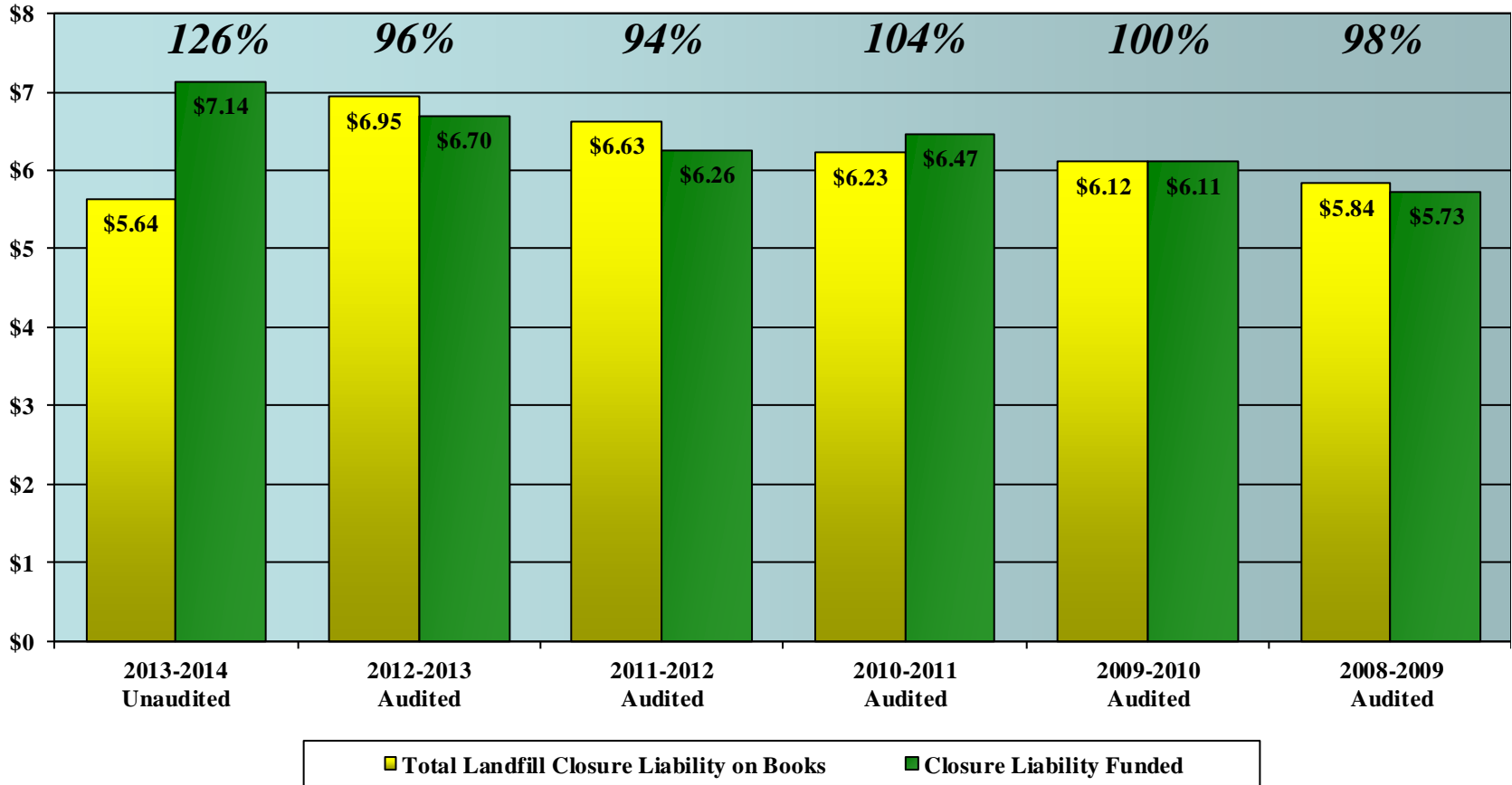




LANDFILL CLOSURE LIABILITY

Percent Funded Six Fiscal Years

(In Millions)



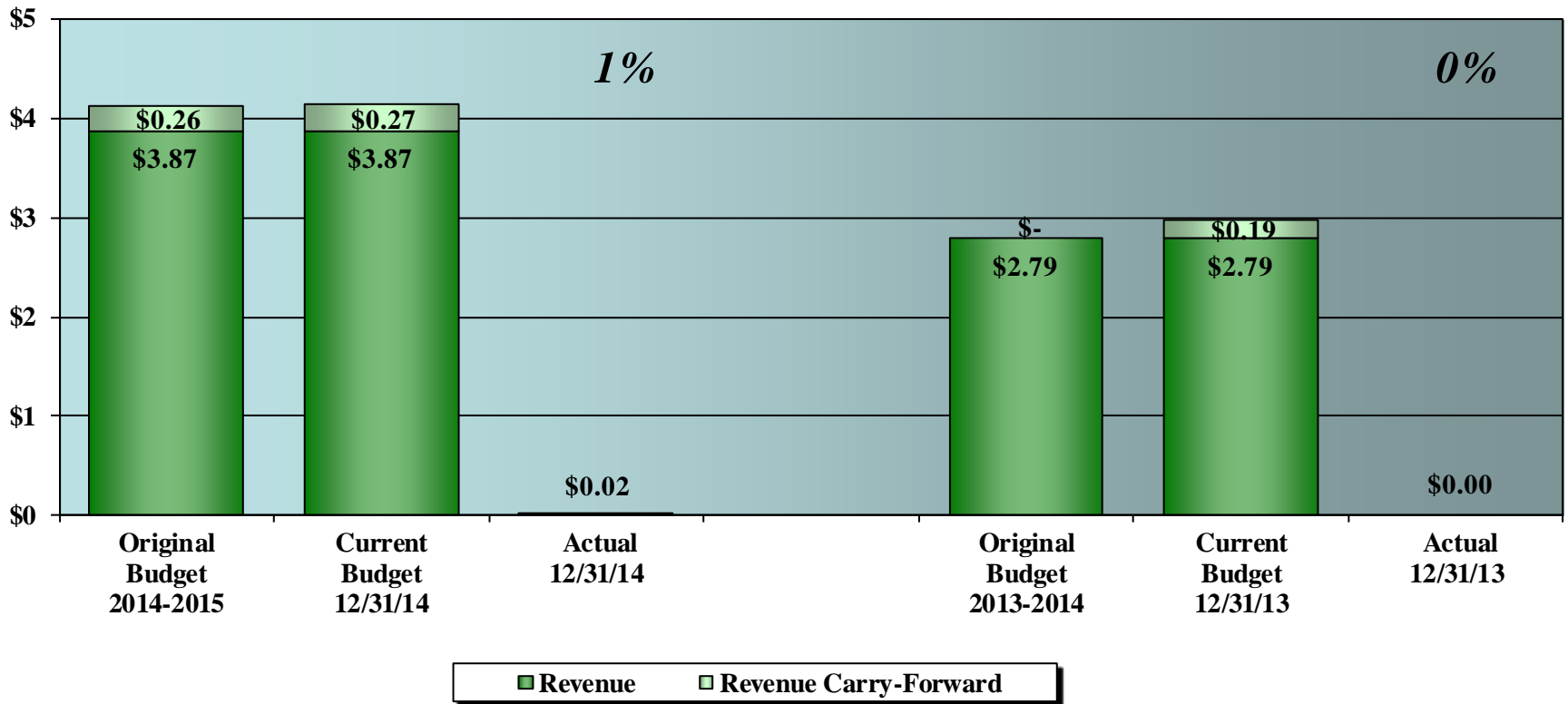


(UNAUDITED)

REVENUE – ENERGY RECOVERY FUND

BUDGET - TO - ACTUAL

(In Millions)



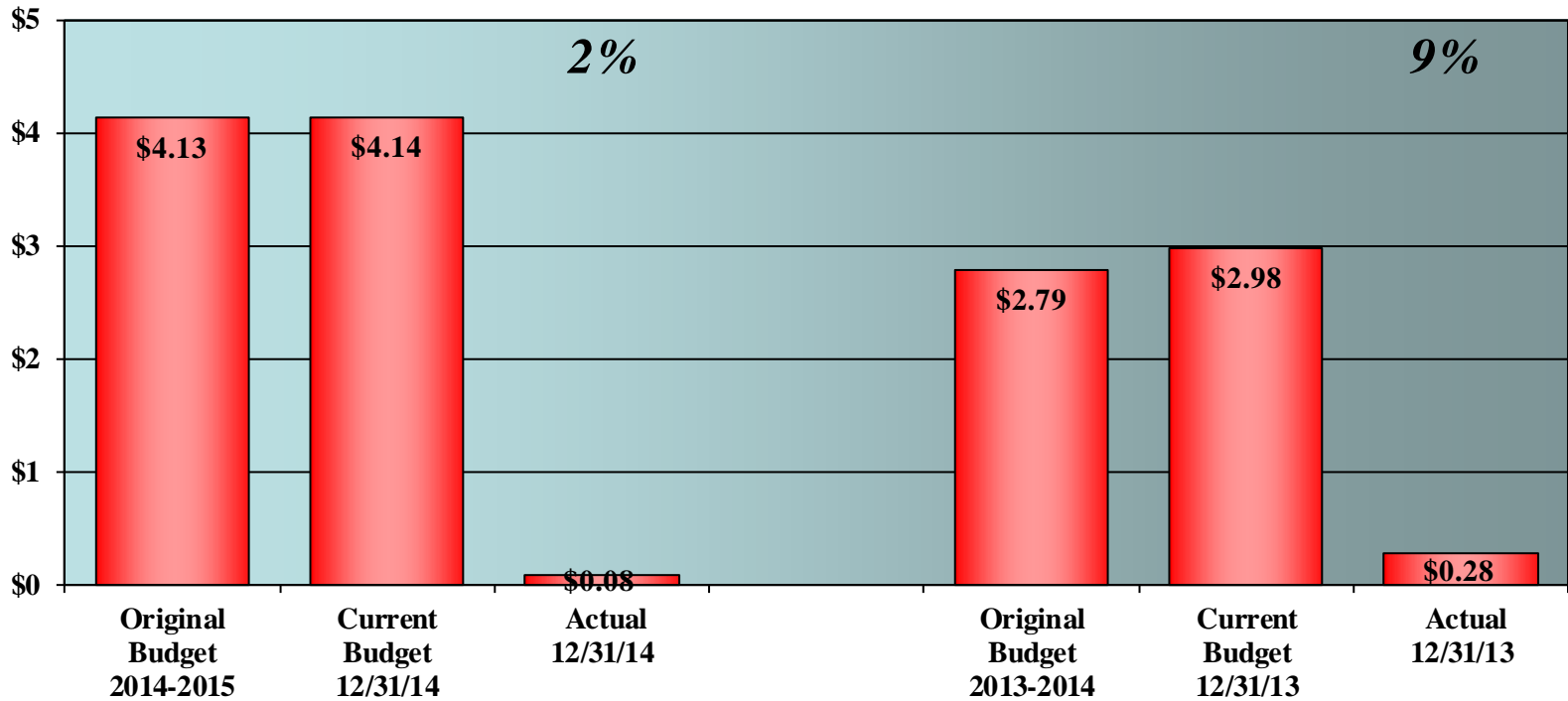


(UNAUDITED)

EXPENSES – ENERGY RECOVERY FUND

BUDGET-TO-ACTUAL AND ENCUMBRANCES

(In Millions)



Actual Less Encumbrances / Current Year : 2%

Actual Less Encumbrances / Prior Year: 4%

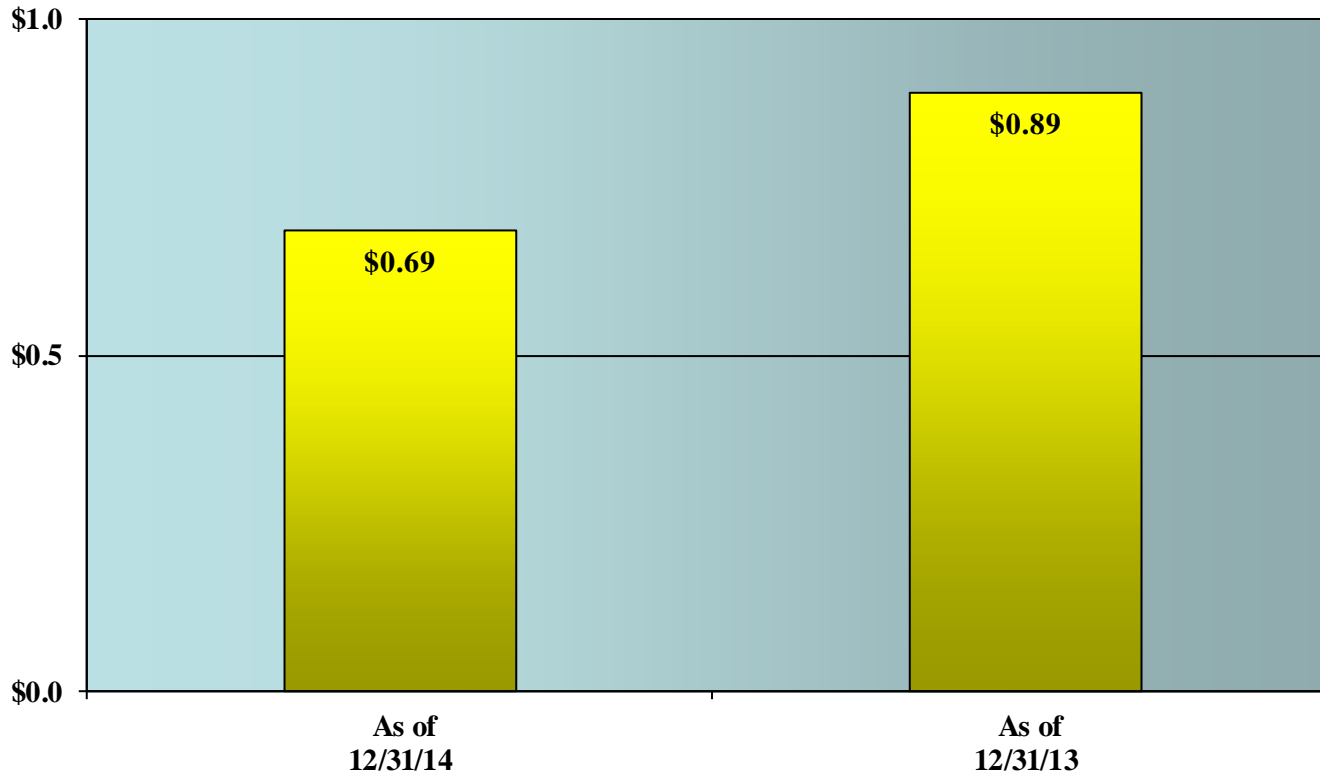




(UNAUDITED)

LONG-TERM DEBT ENERGY RECOVERY

(In Millions)





(UNAUDITED)

LONG-TERM DEBT

ENERGY RECOVERY FUND

	Balance	Interest Rate	Final Payment	Holder of Note	
Asphalt Plant Revenue Note	\$ 685,266.98	4.39%	November 8, 2017	SunTrust	Original Amount - \$2,480,388.38 Dated – May 20, 2009





(UNAUDITED)

FUND SUMMARY

1st QUARTER

REVENUES		
Fund	Percent Collected / Billed	Percentage Points Above/ Below Target of 25%
General	52%	27 Percentage Points Above Target
Special Revenue	13%	12 Percentage Points Below Target
Solid Waste	48%	23 Percentage Points Above Target
Energy Recovery	1%	24 Percentage Points Below Target
EXPENDITURES		
Fund	Percent Expended & Encumbered	Percentage Points Above/ Below Target of 25%
General	31%	6 Percentage Points Above Target
Special Revenue	28%	3 Percentage Points Above Target
Solid Waste	16%	9 Percentage Points Below Target
Energy Recovery	2%	23 Percentage Points Below Target





(UNAUDITED)

IMPACT FEES

REVENUE & EXPENDITURE SUMMARY

1st QUARTER

	2014-2015 Original Budget	12/31/2014 Current Budget	12/31/2014 Actual Revenues	12/31/2014 Actual Expenditures
Transportation	\$ 147,483	\$ 190,413	\$ 121	\$ -
Parks & Recreation	22,786	22,826	12	-
Correctional Facilities	4,467	4,474	2	-
Fire	4,735	4,750	4	-
Libraries	1,694	1,700	1	-
Law Enforcement	1,311	1,315	1	-
EMS	1,014	1,017	1	-

Note:

Collection of Impact Fees began January 1, 2007.

Impact Fee Expenditures began in the 3rd Quarter of 2008-2009 Fiscal Year.

Impact Fees were suspended by Board approval June 2009, 2010, 2011, 2012, 2013 and 2014. Suspended thru June 30th, 2017.



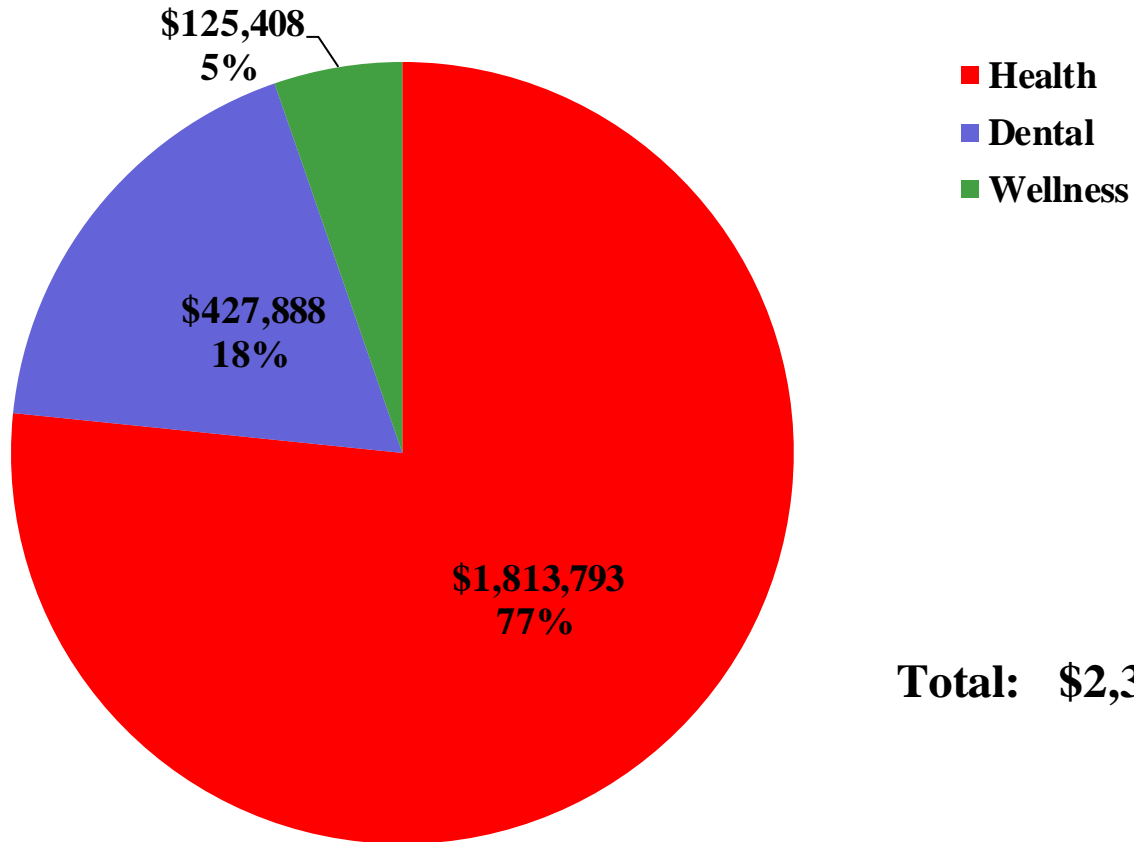


(UNAUDITED)

EMPLOYEE BENEFIT FUND

FUND BALANCE

As of December 31, 2014



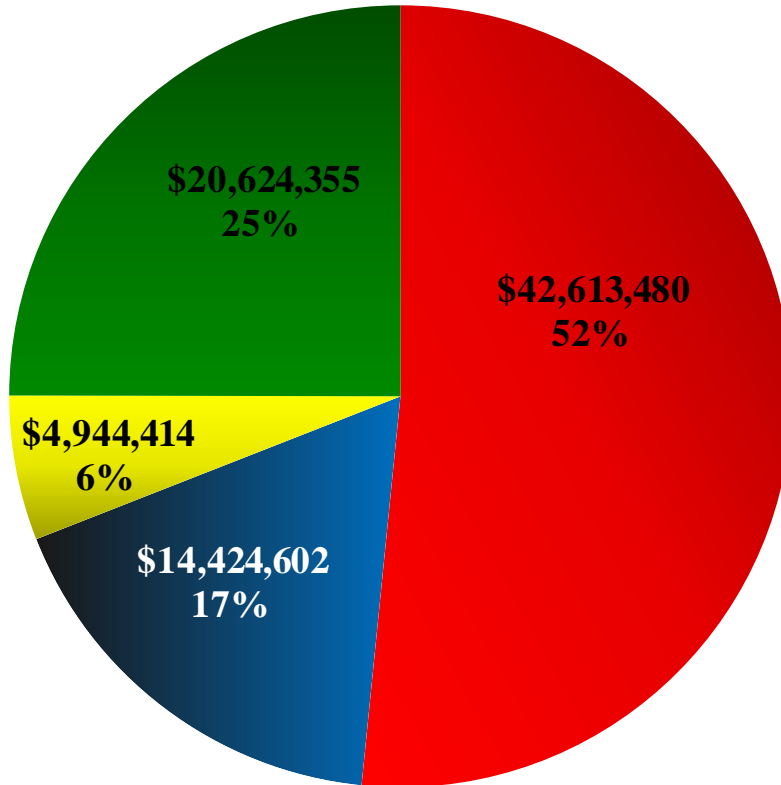
Total: \$2,367,089



(UNAUDITED)

BOCC Investment Portfolio

As of December 31, 2014



- TD Bank
(earning .30%)
- Certificates of Deposit
(earning .30-.55%)
- Florida Prime & Fund B
(earning .16%)
- FLGIT
(earning 0.72%)

Total: \$82,606,851



(UNAUDITED)

BOCC Investment Earnings

January 1, 2013 through December 31, 2014

(In Thousands)



- Total FLGIT earnings from October – December 2014 \$ 22,029.66
- Total earnings from October – December 2014 \$ 79,005.00



Robert W. Germaine, Clerk



Highlands *County* Florida Clerk of Courts

INTERIM FINANCIAL REPORT OF EMERGENCY MEDICAL SERVICES KEY OPERATING PERFORMANCE MEASURES AS OF DECEMBER 31, 2014

(UNAUDITED)

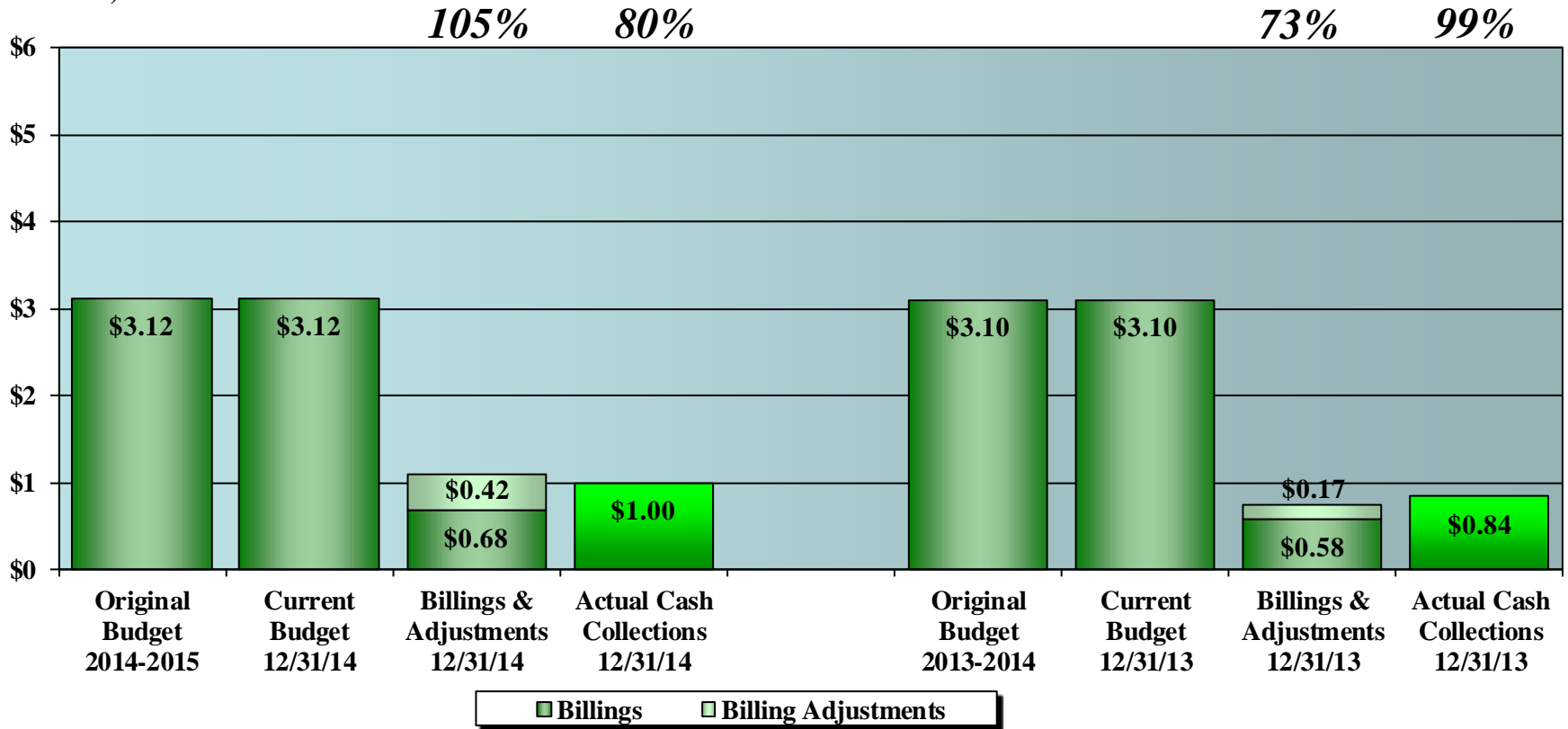




(UNAUDITED)

REVENUE – EMS BUDGET - TO - ACTUAL

(In Millions)



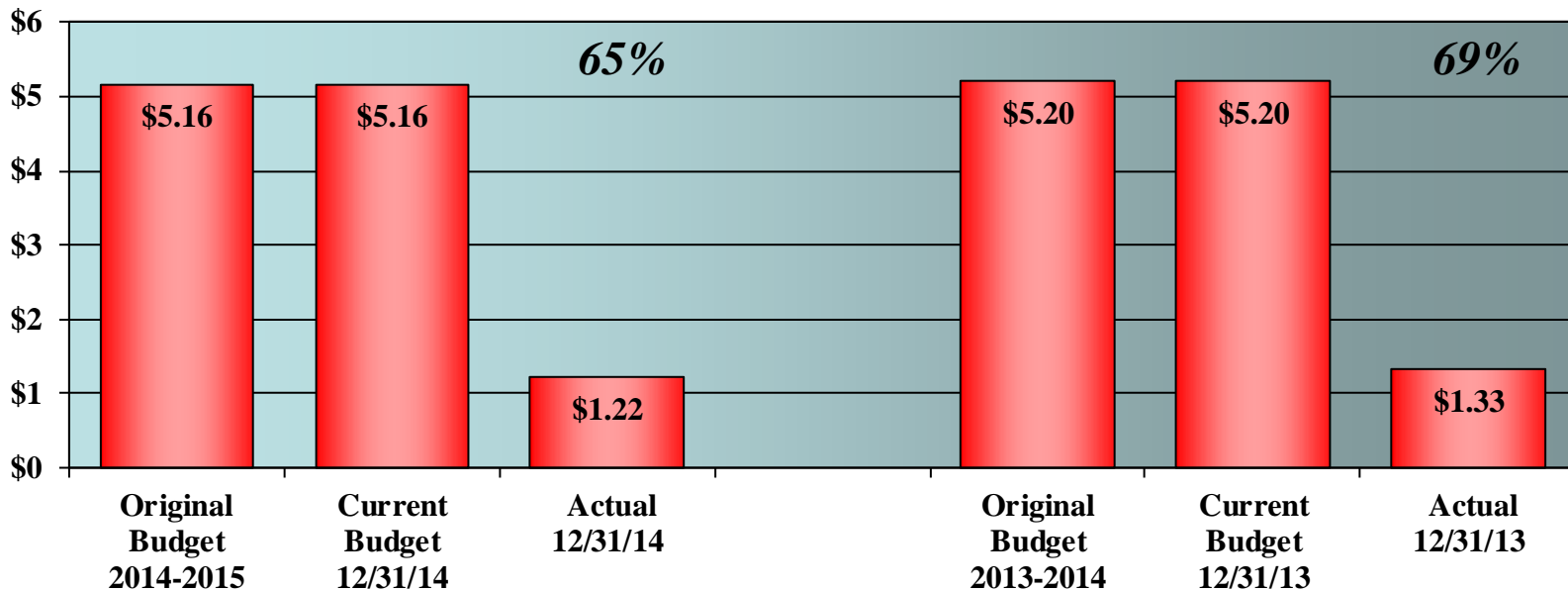


(UNAUDITED)

EXPENDITURES – EMS

BUDGET-TO-ACTUAL & ENCUMBRANCES

(In Millions)



Actual Less Encumbrances / Current Year: 63%

Actual Less Encumbrances / Prior Year: 67%





(UNAUDITED)

EMS Monthly Activity – Two Years Ended January 2013 Through December 2014 (ADP Only)

(In Thousands)

