

**CLERK OF COURTS
HIGHLANDS COUNTY, FLORIDA
Monthly Investment Report for FY 15-16
April 30, 2016**

I. INTRODUCTION

The formal written investment policy sets forth the investment objectives and parameters for investment decisions made by the Highlands County Clerk of Courts. The investment policy applies to all cash and investments, under the direct control of the Clerk of Courts, in excess of those required to meet current expenses. This policy does not apply to any funds held on behalf of the Highlands County Board of County Commission or any of the other Constitutional Officers.

In accordance with the investment policy, this investment report is being submitted to the Clerk of Courts and the Investment Advisory Group.

II. SIGNIFICANT CHANGES TO CLERK'S PORTFOLIO

There were no significant changes to the Clerk's portfolio during the month of April.

A summary spreadsheet, pie chart, and bar graph of the Clerk's portfolio and the Clerk's compliance with the investment policy are provided in Exhibits D, E, and F, respectively.

III. PORTFOLIO SUMMARY

The primary objectives of the Clerk's investment activities are Safety, Liquidity, and Yield. The following is a summary of the Clerk's portfolio as of April 30, 2016.

Safety

Safety of principal is the foremost objective of the Clerk's investment policy. The Clerk's investment policy sets diversification limits in order to minimize the risk of loss resulting from over concentration of assets in a specific maturity, issuer, instrument, dealer or bank. As of April 30, 2016 the Clerk had funds deposited with TD Bank (62.59%), Harbor Community Bank (10.95%), Wauchula State Bank (4.52%), and Florida Prime (21.94%).

In order to quickly evaluate portfolio percentage limitations, please see the two graphs in Exhibit F. These graphs show the maximum allowed percentages as indicated in the policy, compared to the actual percentages taken from data shown in Exhibit D. As shown in Exhibit F, the Clerk is in compliance with the established diversification limits.

State Statutes require that public funds only be deposited in financial institutions that are certified as a qualified public depository (QPD) by the State of Florida. The QPD program is a voluntary, statewide collateralization program that provides protection of public funds, similar to FDIC insurance. All funds deposited with TD Bank, Harbor Community Bank and Wauchula State Bank are fully collateralized under the QPD program.

Liquidity

The weighted average maturity (WAM) of the portfolio is 10 days.

Yield

The portfolio's weighted average yield is .38%, which is .01% less than our benchmark (S&P Rated GIP Index) of .39%. The portfolio's weighted average yield is 0.01% higher than from last month. The benchmark is unchanged from last month.

HIGHLANDS COUNTY BOARD OF COUNTY COMMISSIONERS
HIGHLANDS COUNTY, FLORIDA
INVESTMENTS
AS OF APRIL 30, 2016
Exhibit A

BANK NAME	General Ledger Book Balance	Average Monthly Statement Balance	Ending Statement Balance/CDs at Par	Int Rate APY	Investment			Month	Credit Rating	CD Matures	Average Maturity (In Days)	% of Portfolio	% of Portfolio by Issuer	% of Portfolio by Type
					Investment Earnings	Earnings Since 10/1/2015	Fees							
TD BANK--CLEARING	\$ 26,635,712.47	\$ 36,671,367.69	\$ 26,888,290.27	0.30%	\$9,017.46	\$85,970.99	\$1,553.03	APR	c. 4 stars	NA	0	28.47%	28.47%	28.47%
HEARTLAND NATIONAL BANK--12 month CD	\$ -	NA	\$ -	0.00%	\$0.00	\$463.61	NA	NA	NA	2/28/2016	0	0.00%	0.00%	
HARBOR COMMUNITY BANK--12 month CD	\$ 2,000,000.00	NA	\$ 2,000,000.00	0.40%	Maturity	\$0.00	NA	NA	NA	6/15/2016	46	2.12%		
HARBOR COMMUNITY BANK--12 month CD	\$ 232,108.42	NA	\$ 232,108.42	0.60%	Maturity	\$0.00	NA	NA	NA	10/5/2016	158	0.25%	2.37%	
WAUCHULA STATE BANK--12 month CD	\$ -	NA	\$ -	0.00%	\$5,146.21	\$5,146.21	NA	NA	NR	4/5/2016	0	0.00%		
WAUCHULA STATE BANK--12 month CD	\$ -	NA	\$ -	0.00%	\$5,616.76	\$5,616.76	NA	NA	NR	4/9/2016	0	0.00%		
WAUCHULA STATE BANK--12 month CD	\$ 2,016,240.73	NA	\$ 2,016,240.73	0.50%	Maturity	\$9,229.50	NA	NA	NR	10/22/2016	175	2.13%		
WAUCHULA STATE BANK--12 month CD	\$ 5,040,601.82	NA	\$ 5,040,601.82	0.50%	Maturity	\$23,073.73	NA	NA	NR	10/25/2016	178	5.33%	7.46%	
SEACOAST NATIONAL BANK--24 month CD	\$ 1,022,558.73	NA	\$ 1,022,558.73	0.40%	Maturity	\$0.00	NA	NA	NR	11/24/2016	208	1.08%	1.08%	
TD Bank - 12 month CD	\$ 5,000,000.00	NA	\$ 5,000,000.00	0.83%	Maturity	\$0.00	NA	NA	NR	1/5/2017	250	5.29%		
TD Bank - 12 month CD	\$ 2,000,000.00	NA	\$ 2,000,000.00	0.82%	Maturity	\$0.00	NA	NA	NR	1/5/2017	250	2.12%		
TD BANK -- 18 month CD	\$ 4,000,000.00	NA	\$ 4,000,000.00	0.41%	Maturity	\$0.00	NA	NA	NR	5/12/2016	13	4.23%		
TD Bank - 24 month CD	\$ 5,000,000.00	NA	\$ 5,000,000.00	0.97%	Maturity	\$0.00	NA	NA	NR	3/24/2018	693	5.29%	16.93%	27.84%
FLORIDA PRIME-171131	\$ 15,421,845.74	NA	\$ 15,421,845.74	0.59%	\$6,708.60	\$17,718.38	1.58 basis pts	APR	d. AAAM	NA	1	16.32%	16.32%	16.32%
FLGIT: FLORIDA LOCAL GOVERNMENT INVESTMENT TRUST	\$ 15,861,061.80	NA	\$ 15,861,061.80	0.75%	\$15,470.57	\$76,946.47	none shown	APR	d. AAAM	NA	3	16.79%	16.79%	
FLGIT: Day to Day Fund	\$ 10,000,530.31	NA	\$ 10,000,530.31	0.53%	\$530.31	\$530.31	none shown	APR	d. AAAM	NA	31	10.58%	10.58%	27.37%
	\$ 94,230,660.02		\$ 94,483,237.82	0.55%	\$42,489.91	\$224,695.96				b. WAM	77	100.00%	100.00%	100.00%
			a. Benchmark	0.39%										
			Portfolio is 0.16% above benchmark											

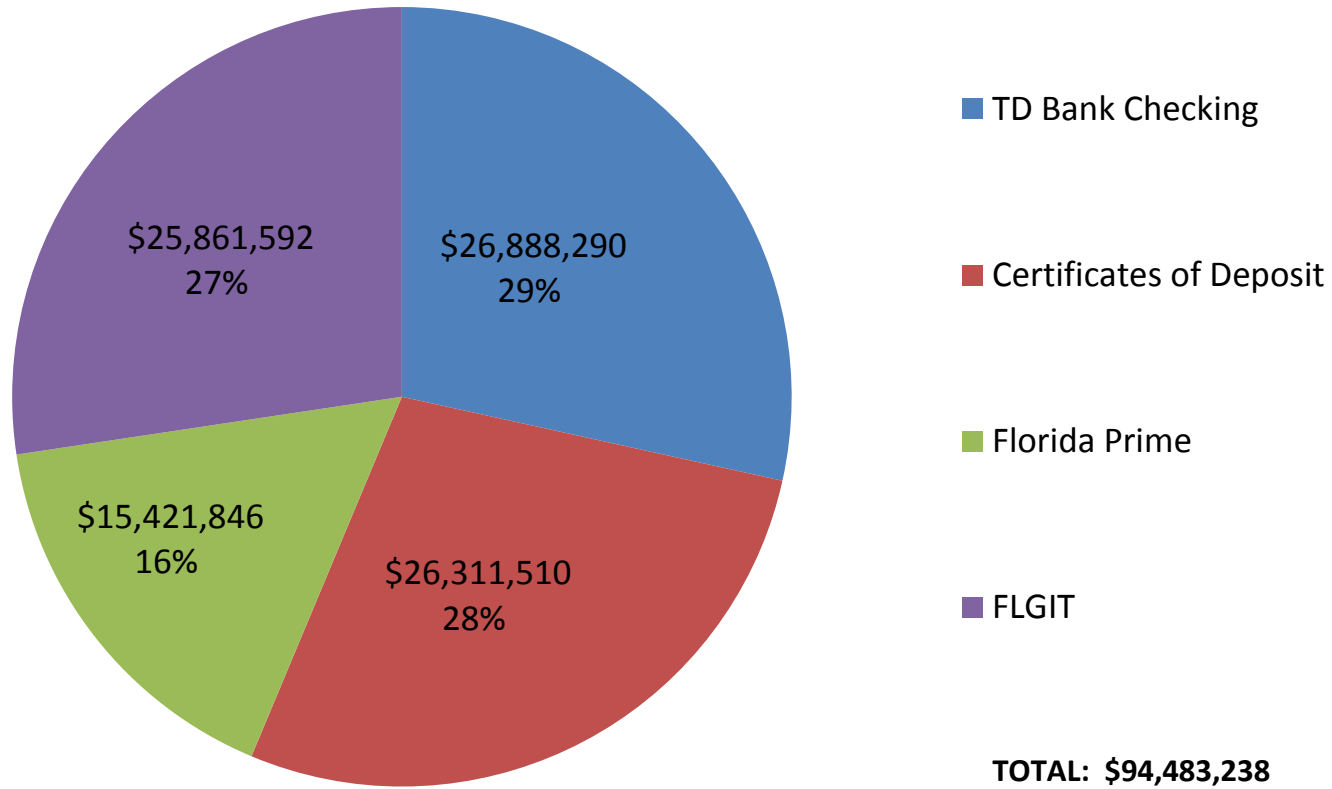
a. S&P Rated GIP Index / Government Benchmark (as of April 22, 2016)

b. WAM (Weighted Average Maturity)

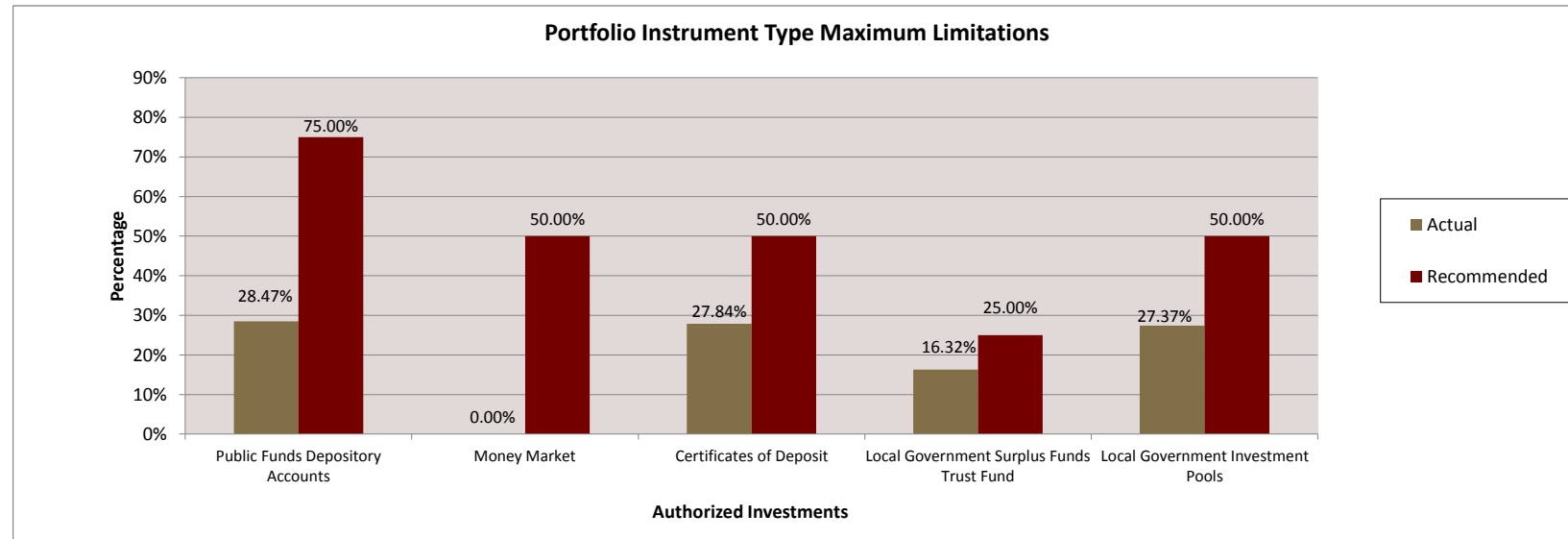
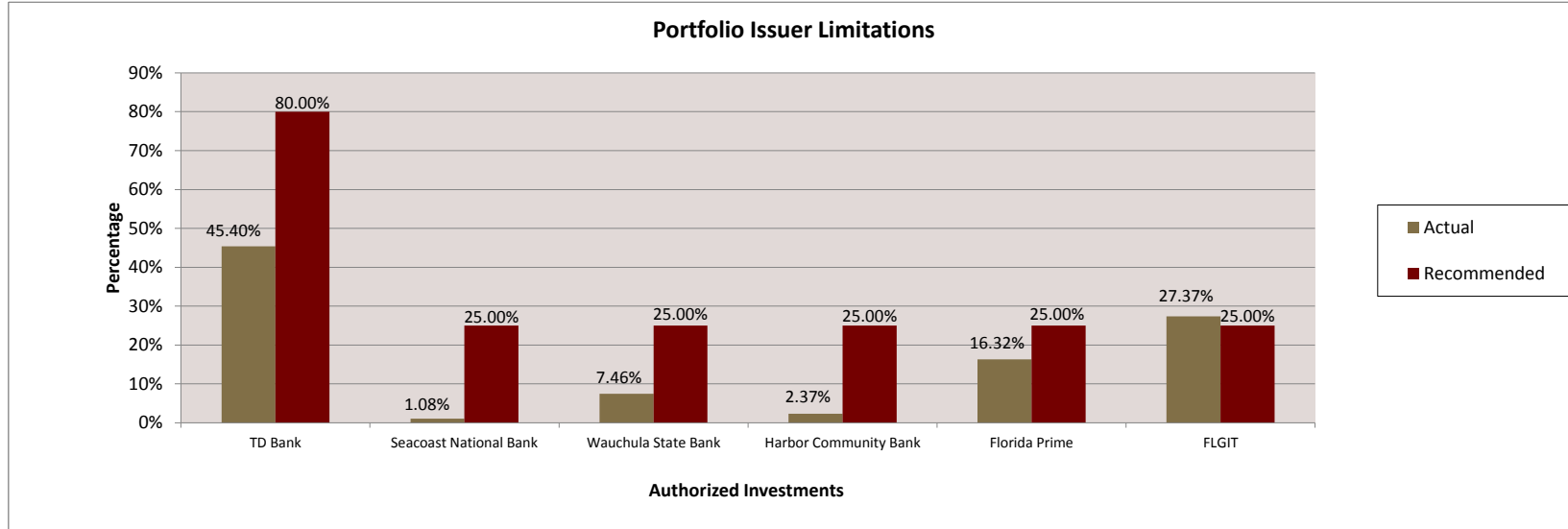
c. At bauerfinancial.com banks are rated by stars. As of 12/31/15, TD Bank was rated 4 stars. The rating system is: 5 star-Superior; 4 star-Excellent; 3 1/2 star-Good; 3 star-Adequate; 2 star-Problematic; 1 star-Troubled.

d. The Standard & Poor's rating scale is as follows, from excellent to poor: AAA, AA+, AA, AA-, A+, A, A-, BBB+, BBB, BBB-, BB+, BB, BB-, B+, B, B-, CCC+, CCC, CCC-, CC, C, D. Any rating lower than a BBB- is considered a speculative or junk bond.

**BOCC Investment Portfolio
As of April 30, 2016
Exhibit B**



HIGHLANDS COUNTY BOARD OF COUNTY COMMISSIONERS
HIGHLANDS COUNTY, FLORIDA
Compliance with Prospective Investment Policy
As of April 30, 2016
Exhibit C



**CLERK OF COURTS
HIGHLANDS COUNTY, FLORIDA
INVESTMENTS
AS OF APRIL 30, 2016
Exhibit D**

BANK NAME	Average Monthly			Int Rate APY	Investment Earnings	Investment Earnings Since		Fees	Month	Credit Rating	CD Matures	Average Maturity (In Days)	% of Portfolio	% of Portfolio by Issuer	% of Portfolio by Type
	General Ledger Book Balance	Statement Balance	Ending Statement Balance/CDs at Par			10/1/2015									
TD BANK--CLEARING	\$ 1,728,508.72	\$ 1,947,333.69	\$ 1,976,191.89	0.30%	\$478.83	\$3,391.42	\$547.67	APR	c. 4 stars	NA	0	61.79%			
TD BANK--SUPPORT	\$ 24,395.47	\$ 25,209.92	\$ 25,665.37	0.30%	\$6.19	\$48.24	\$191.10	APR	c. 4 stars	NA	0	0.80%	62.59%	62.59%	
HARBOR COMMUNITY BANK - 12 month CD	\$ 150,000.00	NA	\$ 150,000.00	0.40%	Maturity	\$0.00	NA	NA	NR	5/20/2016	19	4.69%			
HARBOR COMMUNITY BANK - 12 month CD	\$ 50,000.00	NA	\$ 50,000.00	0.40%	Maturity	\$0.00	NA	NA	NR	5/20/2016	19	1.56%			
HARBOR COMMUNITY BANK - 12 month CD	\$ 75,000.00	NA	\$ 75,000.00	0.40%	Maturity	\$0.00	NA	NA	NR	5/20/2016	19	2.35%			
HARBOR COMMUNITY BANK - 12 month CD	\$ 75,000.00	NA	\$ 75,000.00	0.40%	Maturity	\$0.00	NA	NA	NR	5/20/2016	19	2.35%	10.95%		
WAUCHULA STATE BANK -- 12 month CD	\$ 25,803.82	NA	\$ 25,803.82	0.50%	Maturity	\$118.12	NA	NA	NR	10/22/2016	175	0.81%			
WAUCHULA STATE BANK -- 12 month CD	\$ 41,286.08	NA	\$ 41,286.08	0.50%	Maturity	\$188.97	NA	NA	NR	10/22/2016	175	1.29%			
WAUCHULA STATE BANK -- 12 month CD	\$ 38,705.75	NA	\$ 38,705.75	0.50%	Maturity	\$177.19	NA	NA	NR	10/22/2016	175	1.21%			
WAUCHULA STATE BANK -- 12 month CD	\$ 38,705.75	NA	\$ 38,705.75	0.50%	Maturity	\$177.19	NA	NA	NR	10/22/2016	175	1.21%	4.52%	15.47%	
FLORIDA PRIME - COURT FUNDS 171141	\$ 141,057.38	NA	\$ 141,057.38	0.59%	\$68.80	\$360.01	1.58 basis pts	APR	d. AAAM	NA	1	4.41%			
FLORIDA PRIME - SUSPENSE FUND 171144	\$ 560,712.27	NA	\$ 560,712.27	0.59%	\$196.27	\$838.35	1.58 basis pts	APR	d. AAAM	NA	1	17.53%	21.94%	21.94%	
	\$ 2,949,175.24		\$ 3,198,128.31	0.38%	\$750.09	\$5,299.49							100.00%	100.00%	100.00%
			a. Benchmark	0.39%											
			Portfolio is	-0.01%	below benchmark										
													b. WAM	10	

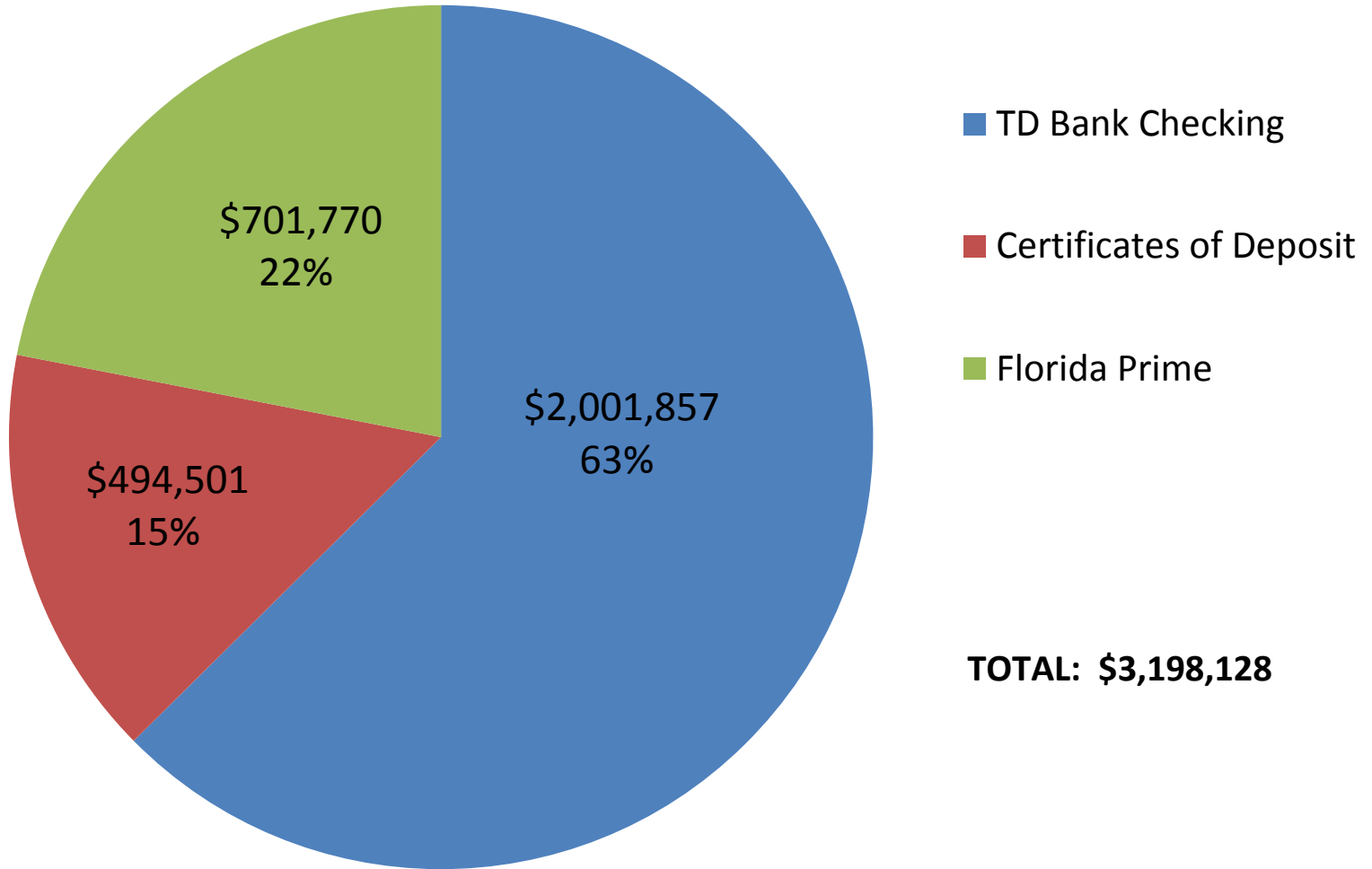
a. S&P Rated GIP Index / Government Benchmark (as of April 22, 2016)

b. WAM (Weighted Average Maturity)

c. At bauerfinancial.com banks are rated by stars. As of 12/31/15, TD Bank was rated 4 stars. The rating system is: 5 star-Superior; 4 star-Excellent; 3 1/2 star-Good; 3 star-Adequate; 2 star-Problematic; 1 star-Troubled.

d. The Standard & Poor's rating scale is as follows, from excellent to poor: AAA, AA+, AA, AA-, A+, A, A-, BBB+, BBB, BBB-, BB+, BB, BB-, B+, B, B-, CCC+, CCC, CCC-, CC, C, D. Any rating lower than a BBB- is considered a speculative or junk bond.

**Clerk Investment Portfolio
As of April 30, 2016
Exhibit E**



CLERK OF COURTS
 HIGHLANDS COUNTY, FLORIDA
 Compliance with Investment Policy
 As of April 30, 2016
 Exhibit F

